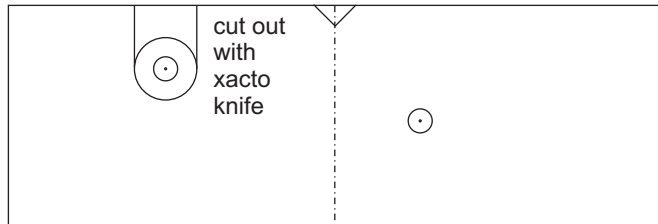
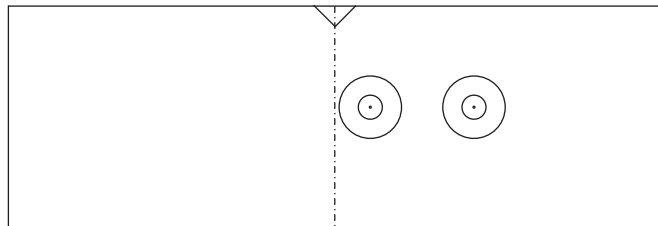


# Scorpion XXL Enclosure Kit Drill Patterns



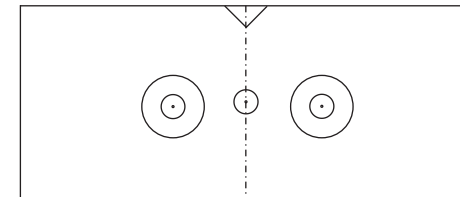
RC side



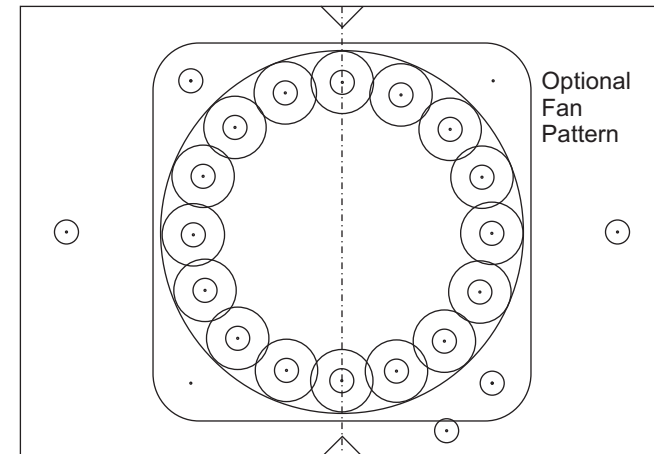
Battery Side

## Tools needed

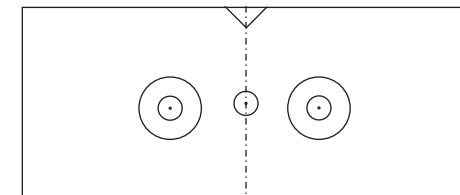
- 1/8" drill bit
- 3/8" drill bit
- sharp tool to mark hole centers



Left side (LA/LB)



Optional  
Fan  
Pattern



Right side (RA/RB)

## Instructions:

- Mark center of all four sides - long sides are 3.5" and short sides are 2.5" from outside edges
- Cut out rectangular patterns. Cut small notch at top to see the center mark on the box
- Place over the appropriate side of the enclosure centering the pattern
- Mark the holes to be drilled with a sharp object such as a nail or xacto knife
- Drill all holes with a 1/8" bit. Use 1/8" hole as a pilot hole for 3/8" holes